

Comparison Result Sheet

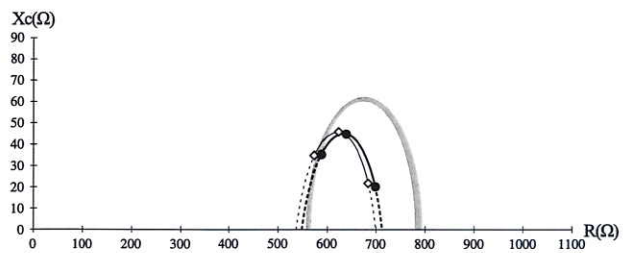
InBody Comparison [InBody970] [Yscope]

InBody
www.inbody.com

ID	Height	Age	Gender	Test Date / Time
Jane Doe	156.9cm	51	Female	2021.03.31. 15 : 44

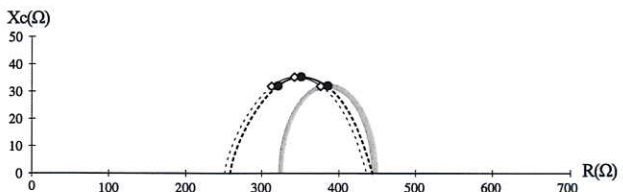
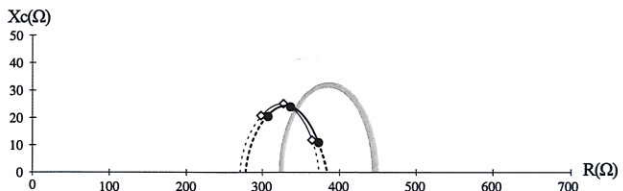
Standard median curve
 Today's Results
 Recent Results
 (2021.03.20 15:12)

Whole Body		Today	Recent	Difference
Weight (kg)		59.1	60.5	-1.4
SMM (kg)	<small>Skeletal Muscle Mass</small>	19.5	19.8	-0.3
Body Fat Mass (kg)		22.0	22.8	-0.8
ECW Ratio		0.398	0.398	0.000
Phase Angle (°)		4.0	4.1	-0.1



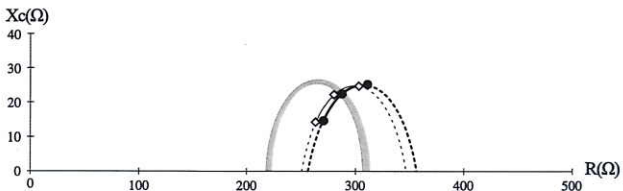
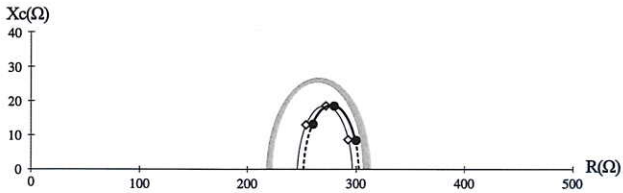
Right Arm		Today	Recent	Difference
Lean Mass (kg)		2.00	2.06	-0.06
ECW Ratio		0.378	0.378	0.000
Phase Angle (°)		4.1	4.3	-0.2

Left Arm		Today	Recent	Difference
Lean Mass (kg)		1.91	1.98	-0.07
ECW Ratio		0.378	0.377	+0.001
Phase Angle (°)		5.7	5.7	0.0



Right Leg		Today	Recent	Difference
Lean Mass (kg)		5.24	5.35	-0.11
ECW Ratio		0.403	0.403	0.000
Phase Angle (°)		3.8	3.8	0.0

Left Leg		Today	Recent	Difference
Lean Mass (kg)		5.15	5.26	-0.11
ECW Ratio		0.404	0.405	-0.001
Phase Angle (°)		4.3	4.3	0.0



Trunk		Today	Recent	Difference
Lean Mass (kg)		17.7	18.0	-0.3
ECW Ratio		0.398	0.399	-0.00
Phase Angle (°)		4.0	4.1	-0.1

